



# WHY WAIT? CONFIDENTLY GO FROM SUSPECTING TO DETECTING\*



\*WITNESS Lepto Antibody Test Kit detects canine IgM antibodies to four important canine leptospiral serovars.

**DETECT. PREVENT. TREAT.**

**zoetis**



KEY BENEFITS

EARLY DETECTION

HOW TO USE

FAQ

WHY WITNESS® LEPTO

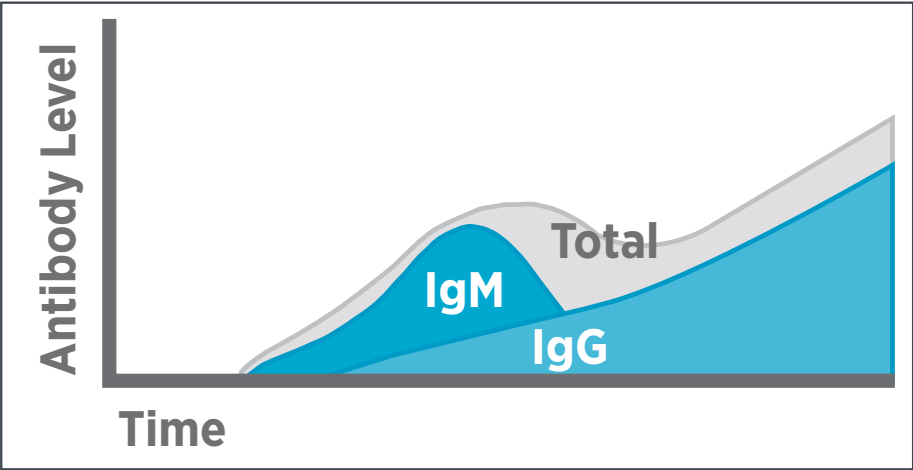




A QUALITY, POINT-OF-CARE LEPTOSPIROSIS TEST THAT DELIVERS RAPID, RELIABLE RESULTS

WITNESS® Lepto detects the primary immune response (immunoglobulin M [IgM] antibodies) that develops within one week of exposure to canine leptospires.

TARGETS THE PREDOMINANT PRIMARY IMMUNE RESPONSE (IgM)



Adapted from: Tizard IR. *Veterinary Immunology—An Introduction*. 5th ed. Philadelphia: W B Saunders Co; 1996: fig 135, and Greene C. “Leptospirosis.” *Infectious Diseases of the Dog and Cat*. 4th ed. St. Louis: Elsevier; 2012: 431-447.



DETECT. PREVENT. TREAT.





NOW YOU CAN KNOW NOW

A RELIABLE IN-CLINIC TEST YOU CAN TRUST

DEMONSTRATED TO DETECT IgM INDUCED BY FOUR IMPORTANT CANINE SEROVARS

- *Canicola*
  - *Icterohaemorrhagiae*
- *Grippotyphosa*
  - *Pomona*

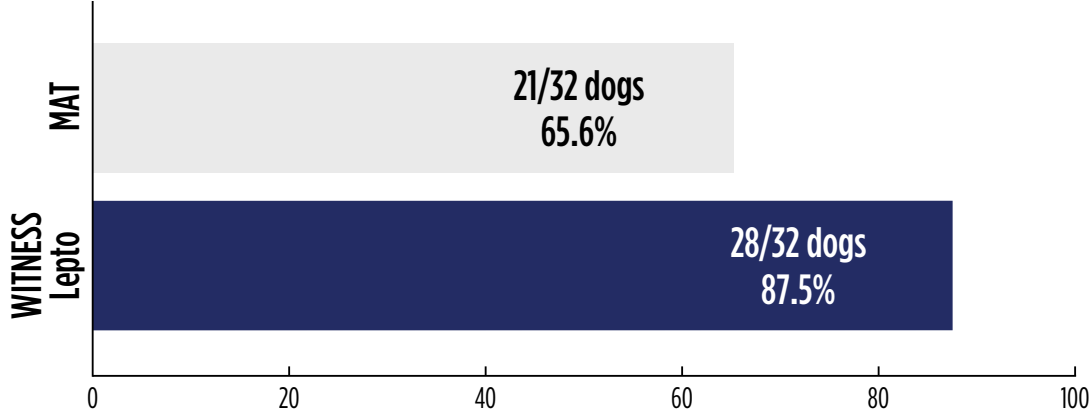
BETTER ANTIBODY DETECTION IN EARLY EXPOSURE THAN MICROSCOPIC AGGLUTINATION TEST (MAT)<sup>1-5</sup>

	Maximum days to seroconversion*
WITNESS Lepto	10
MAT	17

\*Seroconversion was seen in some dogs as early as day 7 for both methods. A minimum four-fold increase of antibody titer ( $\geq 400$ ) for any serovar of a 7-serovar MAT panel indicated seroconversion.



GREATER DETECTION RATES AT DAY 7<sup>1-5</sup>



DETECT. PREVENT. TREAT.





## TEST KIT INSTRUCTIONS

### STEP 1:

Grip the pipette by the stem. Hold a tube of sample and pipette **at an angle** to allow proper filling of pipette. **Without squeezing the bulb**, place the tip of the pipette in the sample. The capillary tube in the pipette will fill automatically in 2-3 seconds.

Remove pipette from sample when the capillary tube has filled.

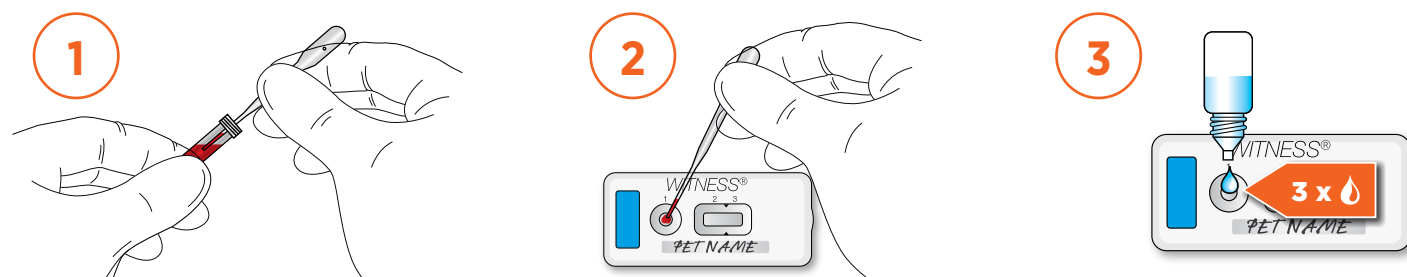
### STEP 2:

**Touch** the tip of the pipette to the sample pad and carefully **squeeze** the bulb to express the sample (5 µl), making sure **fingers are covering the vent holes on the pipette bulb**.

### STEP 3:

**Add 3 drops** of buffer solution.

Wait approximately 10 minutes and read results.



### SIMPLE-TO-INTERPRET RESULTS

#### Positive Result

Two lines, one each in windows 2 and 3



#### Negative Result

One line in window 3



DETECT. PREVENT. TREAT.

zoetis



## FREQUENTLY ASKED QUESTIONS—LEPTOSPIROSIS

### 1. WHAT IS LEPTOSPIROSIS?

Canine leptospirosis, an acute bacterial infection caused by pathogenic spirochetes of the genus *Leptospira*, is an infectious disease of dogs. The bacteria—leptospire—can be found in soil and water worldwide. Because infected dogs excrete leptospire in their urine, they pose a zoonotic risk.

### 2. WHAT ARE COMMON SYMPTOMS OF LEPTOSPIROSIS?

The most common clinical signs—vomiting, anorexia, and lethargy—mimic other diseases. Other symptoms based on physical examination and initial baseline laboratory test findings include fever of unknown origin, unexplained kidney or liver disease, thrombocytopenia, anterior uveitis, pulmonary hemorrhage, or abortion.

### 3. WHY SHOULD I EVALUATE A DOG FOR LEPTOSPIROSIS?

If left untreated, leptospirosis can lead to fatal kidney and/or liver failure. Leptospirosis is also a zoonotic disease.

### 4. ARE DOGS IN MY AREA AT RISK FOR LEPTOSPIROSIS?

In the United States, areas with wet conditions or standing water have experienced a rise in reported cases of leptospirosis. Also, any location where a dog can drink water from a river, stream, or lake could potentially put that animal at risk for contracting leptospirosis. Other common risk factors include roaming in the same places as infected wildlife and farm animals, including suburban and urban walking trails and dog parks, or coming into contact with an infected animal such as a rodent or raccoon.

DETECT. PREVENT. TREAT.

zoetis



KEY BENEFITS

EARLY DETECTION

HOW TO USE

FAQ

WHY WITNESS® LEPTO



## FREQUENTLY ASKED QUESTIONS—WITNESS® LEPTO TEST KIT

### 1. HOW DOES WITNESS LEPTO WORK?

WITNESS Lepto detects immunoglobulin M (IgM) antibodies that develop within one week of exposure to canine leptospires. WITNESS Lepto was shown to detect IgM antibodies to these four important canine serovars—*Canicola*, *Grippotyphosa*, *Icterohaemorrhagiae*, and *Pomona*.

### 2. IS WITNESS LEPTO DIFFICULT TO USE?

No. WITNESS Lepto has an easy two-step procedure with fast results; just add sample—serum, plasma, or anticoagulated whole blood—and buffer, and result will be ready in approximately 10 minutes. The test is designed to deliver results in a timely fashion so pet owners can have the results before they leave the clinic. **Please note: test must be performed within 10 minutes of opening the foil pouch enclosing each test kit.**

### 3. IS IT POSSIBLE TO RECEIVE A FALSE-POSITIVE RESULT WITH WITNESS LEPTO?

A test result should always be interpreted in the context of all available clinical information and history for the dog being tested. False-positive results are possible but uncommon. However, consider confirming a positive test result through PCR testing of the urine +/- blood or microscopic agglutination test (MAT) of the serum.

*Continued on Next Page*

DETECT. PREVENT. TREAT.

zoetis



KEY BENEFITS

EARLY DETECTION

HOW TO USE

FAQ

WHY WITNESS® LEPTO



## FREQUENTLY ASKED QUESTIONS—WITNESS® LEPTO TEST KIT

### 4. WHY SHOULD I USE WITNESS LEPTO INSTEAD OF MAT?

In clinical studies, WITNESS Lepto demonstrated greater antibody detection in early exposure than MAT at day 7.<sup>1-5</sup> Furthermore, in a recent peer-reviewed study, WITNESS Lepto was found to be a more effective diagnostic tool than MAT for rapid and early detection of *Leptospira*-specific IgM antibodies in acute-phase sera of clinically suspected dogs.<sup>6</sup>

### 5. WHAT DO I DO IF THE DOG TESTS POSITIVE WITH WITNESS LEPTO?

A positive result with WITNESS Lepto combined with clinical signs strongly suggests acute leptospirosis. Consider confirmatory testing.

### 6. HOW SHOULD THIS TEST BE STORED?

Test kits should be stored at 35°F – 77°F (+2°C – 25°C). Kits should never be frozen.

DETECT. PREVENT. TREAT.

zoetis



KEY BENEFITS

EARLY DETECTION

HOW TO USE

FAQ

WHY WITNESS® LEPTO



## IDEAL FOR THE IN-CLINIC ENVIRONMENT

- Results in the clinic in approximately 10 minutes
- Easy 2-step test procedure with fast results—just add sample and buffer
- Conveniently packaged in kits of 5 tests
- Room temperature storage

## TRUSTED CUSTOMER SUPPORT

For more information on WITNESS® Lepto or other WITNESS products, visit [www.simplysmarterchoice.com](http://www.simplysmarterchoice.com). To order, call Zoetis customer service at **1-888-ZOETIS-1 (963-8471)** or visit [shop.zoetisus.com](http://shop.zoetisus.com).

### References:

1. Data on file, Study Report No. BH63W-US-16-230, Zoetis Inc.
2. Data on file, Study Report No. BH63W-US-16-231, Zoetis Inc.
3. Data on file, Study Report No. BH63W-US-16-232, Zoetis Inc.
4. Data on file, Study Report No. D866R-US-14-015 Supplemental Report, Zoetis Inc.
5. Data on file, Study Query XTR6Q002, Zoetis Inc.
6. Lizer J, Grahlmann M, Hapke H, et al. Evaluation of a rapid IgM detection test for diagnosis of acute leptospirosis in dogs. *Veterinary Record*. 2017. doi: 10.1136/vr.104134

All trademarks are the property of Zoetis Services LLC or a related company or a licensor unless otherwise noted.  
©2017 Zoetis Services LLC. All rights reserved. WIT-00223R1

**DETECT. PREVENT. TREAT.**

**zoetis**



KEY BENEFITS

EARLY DETECTION

HOW TO USE

FAQ

WHY WITNESS LEPTO